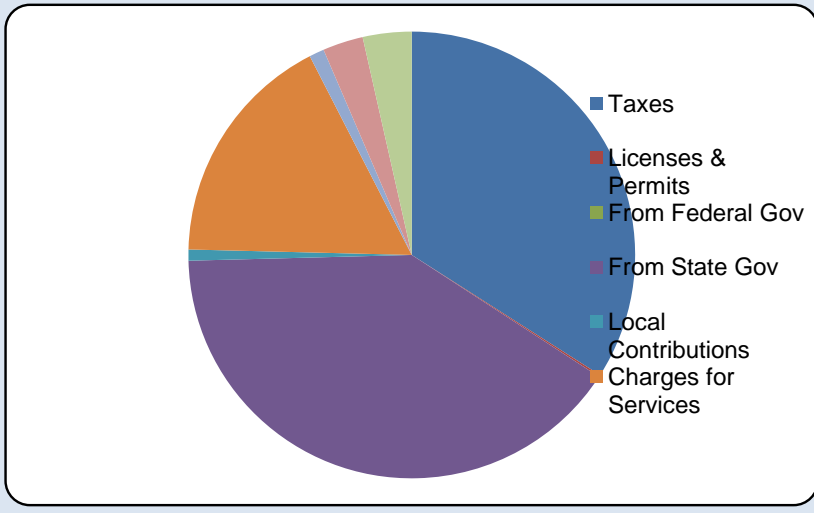


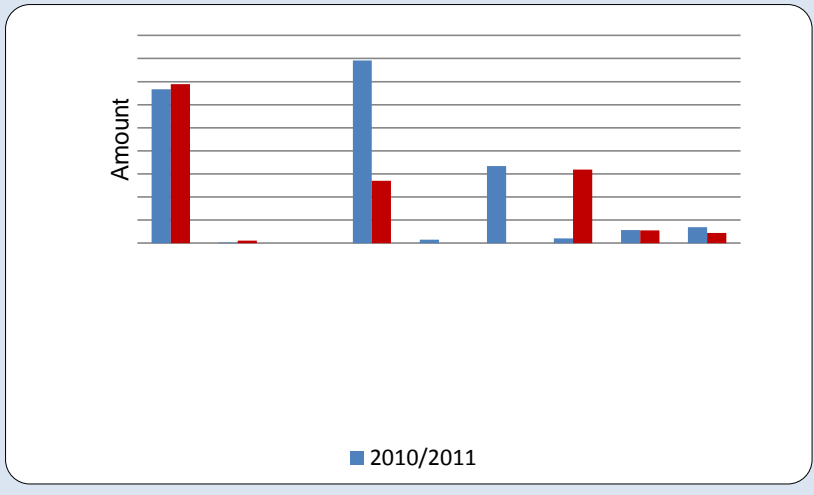
1. Our Sources of Revenue (all governmental funds)



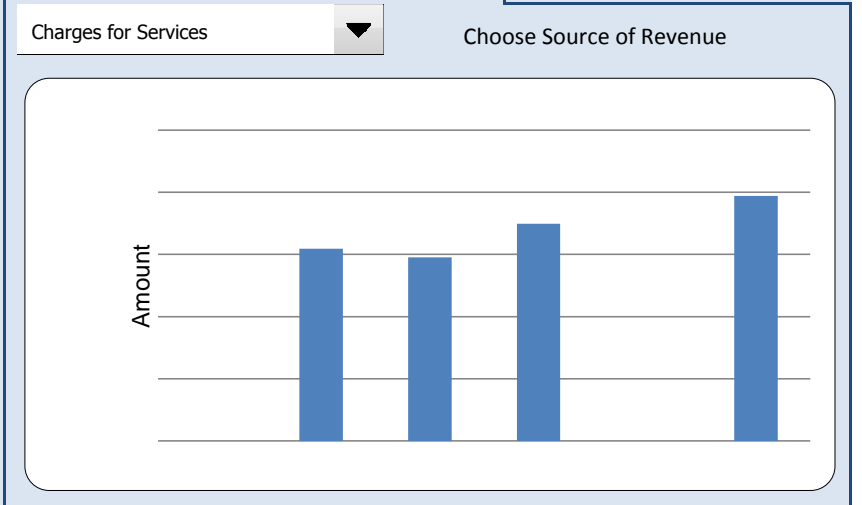
2. Compared to the Prior Year

	2009/2010	2010/2011	% Change
Taxes	406,602	393,067	-3%
Licenses & Permits	6,817	1,644	-76%
From Federal Gov	-	-	N/A
From State Gov	159,598	466,672	192%
Local Contributions	-	9,264	N/A
Charges for Services	-	197,092	N/A
Fines & Forfeitures	187,970	12,475	-93%
Interest & Rent	32,662	33,839	4%
Other Revenue	25,828	40,790	58%
<b>Total</b>	<b>\$ 819,477</b>	<b>\$ 1,154,843</b>	<b>41%</b>

3. Revenue sources Per Capita (Compared to the Prior Year)



4. Historical Trends of Each Source



Commentary: