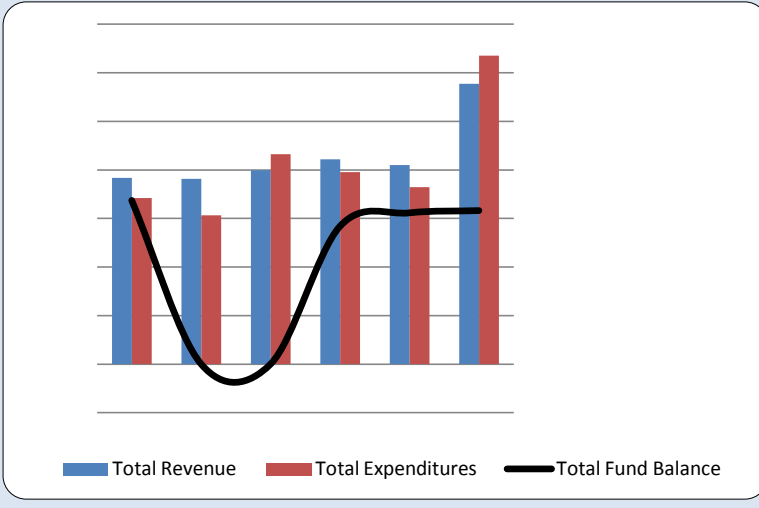


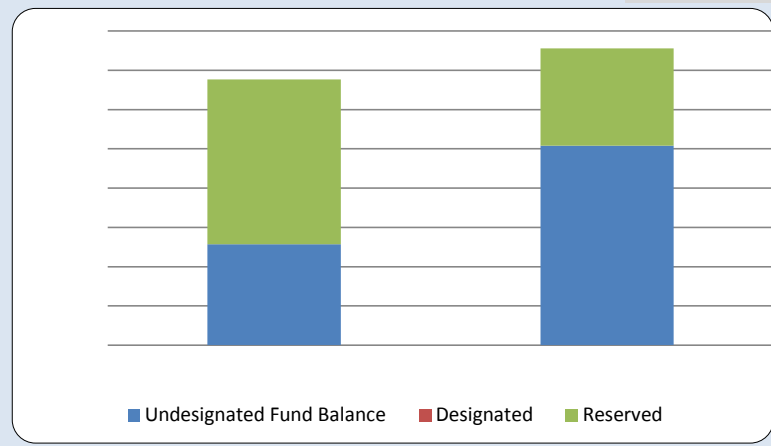
**1. How Have We Managed Our Governmental Resources (Fund Balance)?**



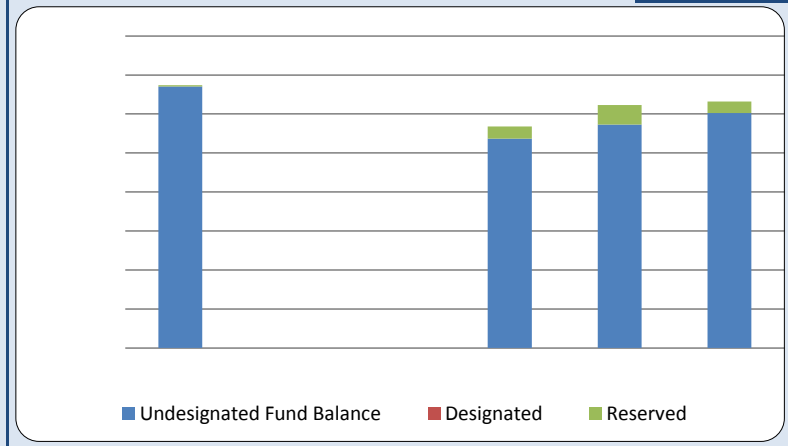
**2. Compared to the Prior Year**

	<b>2009/2010</b>	<b>2010/2011</b>	<b>% Change</b>
Revenue	819,477	1,154,843	41%
Expenditures	729,257	1,270,308	74%
Surplus (shortfall)	90,220	(115,465)	-228%
<b>Fund Balance by Component:</b>			
Reserved	49,516	29,223	-41%
Designated	-	-	n/a
Undesignated	573,140	602,730	5%
<b>Total Fund Balance</b>	<b>622,656</b>	<b>631,953</b>	<b>1%</b>

**3. Fund Balance Per Capita (Compared to the Prior Year)**



**4. Historical Trends of Individual Components**



**Commentary:**

For more information on our unit's finances, contact Donna Jenessens at (810) 392-2385.